




Co-funded by the  
Erasmus+ Programme  
of the European Union

## ProSocial Values Community International Conference Online Multiplier Event

# UNEASY DISCUSSION WITH THE HELP OF FRIENDLY GADGETS



**Vaida Siauciune – project expert at Panevezys Region  
Education Center**

**Klaudija Pelanyte – teacher of non-formal education at  
Panevezys City Education Center Subdivision Panevezys  
Robotics Center (PRC) RoboLabas**

**ProSocial Values**


2017-1-IT02-KA201-036860

[psv.europole.org](http://psv.europole.org)



# Contents of the workshop

- Introduction of the project “Robotics vs Bullying”
- A little bit of theory...
- A little bit of data...
- A lot of action...
- A lot of initiative...
- Presentation and description of three different methods
- Q&A session



Co-funded by the  
Erasmus+ Programme  
of the European Union


**ProSocial Values**  
2017-1-IT02-KA201-036860



# Introduction:

## Project „Robotics vs Bullying” (RoBy)

Erasmus+ project No. 612872-EPP-1-2019-1-IT-EPPKA3-PI-FORWARD



### ROBOTICS VERSUS BULLYING project aims at:

- ☐ Introducing the methodologies used in the involved countries/schools to teach STEAM and the activated programs to prevent bullying;
- ☐ Toolkit of adapted strategies to use robotics as prevention for bullying;
- ☐ Report on the impact of the use of prosocial robotics as bullying prevention;
- ☐ An international network involving educational institutions external to the project;
- ☐ Commitment in bullying prevention through the use of prosocial robotics.



Co-funded by the  
Erasmus+ Programme  
of the European Union

**ProSocial Values**  
2017-1-IT02-KA201-036860



# Mindless robots help mindful people

Humanity has been dreaming about the coexistence with robots for a long time. Finally, this day has come and nowadays we can hardly imagine our lives without them. But could they be helpful for our educational purposes, especially concerning the **improvement of social behavior**, or to be more exact, the uneasy topic of bullying?

It is sad to announce that according to UNESCO, **almost one-third of adolescents** around the world have **suffered bullying** and they admit it was **difficult to talk about their sad experiences** while they were school children.

However, in this workshop we will present the ideas that could be applied in the classroom **to break the ice for uneasy discussions about bullying together with the help of our co-livers – robots.**



Robotics vs  
Bullying



Co-funded by the  
Erasmus+ Programme  
of the European Union

**ProSocial Values**  
2017-1-IT02-KA201-036860



# A little bit of theory... What Is Bullying

**Bullying is unwanted, aggressive behavior among school aged children that involves a real or perceived power imbalance.**

In order to be considered bullying, the behavior must be aggressive and include:

**An Imbalance of Power:** Kids who bully use their power—such as physical strength, access to embarrassing information, or popularity—to control or harm others. Power imbalances can change over time and in different situations, even if they involve the same people.

**Repetition:** Bullying behaviors happen more than once or have the potential to happen more than once.

**Bullying includes actions such as making threats, spreading rumors, attacking someone physically or verbally, and excluding someone from a group on purpose.**



Co-funded by the  
Erasmus+ Programme  
of the European Union

**ProSocial Values**  
2017-1-IT02-KA201-036860



# A little bit of theory...Types of Bullying

## There are three types of bullying:

**1. Verbal bullying** is saying or writing mean things. Verbal bullying includes:

Teasing

Name-calling

Inappropriate sexual comments

Taunting

Threatening to cause harm

**2. Social bullying**, sometimes referred to as relational bullying, involves hurting someone's reputation or relationships. Social bullying includes:

Leaving someone out on purpose

Telling other children not to be friends with someone

Spreading rumors about someone

Embarrassing someone in public

**3. Physical bullying** involves hurting a person's body or possessions. Physical bullying includes:

Hitting/kicking/pinching

Spitting

Tripping/pushing

Taking or breaking someone's things

Making mean or rude hand gestures



Co-funded by the  
Erasmus+ Programme  
of the European Union

**ProSocial Values**  
2017-1-IT02-KA201-036860



# A little bit of theory...Where and When Bullying Happens

Bullying can occur **during or after school** hours. While most reported bullying happens **in the school building**, a significant percentage also happens in places like on the **playground or the bus**.

It can also happen travelling to or from school, in the **youth's neighborhood**, or [on the Internet](#).



Co-funded by the  
Erasmus+ Programme  
of the European Union

**ProSocial Values**  
2017-1-IT02-KA201-036860







# A lot of action... Lithuanian practice

- The Order of the Minister of Education (2017 March 22) - **Description of violence and bullying prevention and intervention procedures for schools;**
- **ACTION WEEK WITHOUT BULLYING (Every year in March since 2010):** Lithuanian cinemas supported the action week (2018) by offering discounts for students to watch the movie (**Wonder** <https://www.youtube.com/watch?v=ngiK1gQKgK8>)

*The teachers and parents were offered a pack of activities for the discussion about the movie. They can be found in Lithuanian here:*  
[https://www.bepatyciu.lt/media/filer\\_public/0d/8e/0d8e8ad3-1320-4df0-b504-e16deabedf5d/filmo\\_stebuklas\\_aptarimo\\_gaires\\_2018.pdf](https://www.bepatyciu.lt/media/filer_public/0d/8e/0d8e8ad3-1320-4df0-b504-e16deabedf5d/filmo_stebuklas_aptarimo_gaires_2018.pdf)

- Since March 2019 **AWARENESS MONTH WITHOUT BULLYING:**  
<https://www.bepatyciu.lt/>
- The online **Bully Box** since 2020 May on every school website



Co-funded by the  
Erasmus+ Programme  
of the European Union

**ProSocial Values**  
2017-1-IT02-KA201-036860



# A lot of initiative... Panevezys robotics center RoboLabas (Subdivision of Panevezys City Education Center)

PRC (Panevezys Robotics Center) RoboLabas is a subdivision of Panevėžys Education Center which provides high-quality inclusive non-formal education for children from 5 years of age, youth and adults.

PRC RoboLabas is a great place for “rebelious creators” of all ages to meet in daily activities where they learn to construct and program robots, learn by playing, and solve problems creatively.

The center is very young, it's only one year old, however **it sets high standards for the implementation of Antibullying policy in the center: the Policy of violence and bullying prevention and intervention procedures is applied in the center; The Bully Box is installed in the Center's website; and various activities are being held through out the year to commemorate the AWARENESS MONTH WITHOUT BULLYING**

**You can have a closer look here:**

<https://www.youtube.com/watch?v=-hqG9kY3-eM>

Or visit PRC RoboLabas website: [www.robo-labas.lt](http://www.robo-labas.lt)



Robotics vs  
Bullying



RoboLabas




Co-funded by the  
Erasmus+ Programme  
of the European Union

**ProSocial Values**  
2017-1-IT02-KA201-036860

# A little bit of practice... Panevezys robotics center RoboLabas

## Activity 1: MicroBit – the pocket sized emotion mirror

1. Students talk about emotions that they usually experience;
2. Students get acquainted with other emotions;
3. Students learn how to program emotions using MicroBits;
4. Students describe their emotions to each other and describe how they feel;
5. Students agree that if they feel in the mood of talking about their emotions, but they feel uneasy about it they will program them on MicroBits and so the teacher and the other students will know that this is a sign to start a discussion.



Robotics vs  
Bullying



RoboLabas



Co-funded by the  
Erasmus+ Programme  
of the European Union


**ProSocial Values**  
2017-1-IT02-KA201-036860



# A little bit of practice... Panevezys robotics center RoboLabas

## Activity 2: Ozobot – an assistant for uneasy talks

1. Students are asked to recall a situation when they felt bullied or when they saw someone being bullied at;
2. Students get worksheets describing different situations where someone is experiencing bullying;
3. Students are introduced to small robots called Ozobots which are programmed with the help of colour codes;
4. The teacher explains the meaning of colour codes and teach the students to use them;
5. Using the colour codes the students draw the situation paths on the worksheets for Ozobots to move.
6. The students and the teacher observe the Ozobots moving on the worksheet then the discussion is encouraged about the proper behaviour in each situation.



Co-funded by the  
Erasmus+ Programme  
of the European Union


ProSocial Values  
2017-1-IT02-KA201-036860





# A little bit of practice... Panevezys robotics center RoboLabas

## Activity 2: Ozobot – an assistant for uneasy talks




Vienas iš klasės draugų negražiai šneka apie kitą mokinį. Ką darytum?

**Prisidėčiau prie jo**

**Praneščiau mokytojui**

**Papasakočiau mokiniui**

**Pasakyčiau, kad taip elgtis negražu**




Klasės draugas bėgdamas lauke pargriūna. Kaip elgiesi tu?

**Labai juokingai nukrito, tad pradėdau juoktis**

**Paklausiu ar nesusižeidė**

**Prieinu pagelbėti atsistoti**

**Pranešu mokytojui**




Tavo draugas neturi telefono, tad visada prašo pažaisti žaidimus su tavuoju. Kaip elgiesi?

**Pasakai, kad nusipirkty savo**

**Pameluoji, kad neturi žaidimų**

**Pasiūlai pažaisti lauke su kamuoliu**

**Pasidalini savo telefonu**

 **RoBy**  
Robotics vs Bullying

  
**RoboLabas**

 **PANEVĖŽIO  
ŠVIETIMO  
CENTRAS**







Co-funded by the  
Erasmus+ Programme  
of the European Union

**ProSocial Values**  
2017-1-IT02-KA201-036860



# A little bit of practice... Panevezys robotics center RoboLabas

## Activity 2: Ozobot – an assistant for uneasy talks

 <p>Pastebi, kad vienas mokinys valgykloje pastoviai „užlenda“ eilėje ir kiti nespėja nusipirkti to, ko nori. Kaip elgiesi?</p> <p>Sušunki, kad dingtų iš eilės</p> <p>Praneši valgyklos darbuotojoms arba mokytojai</p> <p>Išstumi jį iš eilės</p> <p>Draugiškai perspėji, kad toks elgesys netinkamas</p>	 <p>Vienas iš tavo bendraklasių tave pravardžiuoja. Kaip elgsiesi tu?</p> <p>Pasakysi savo tėvams ir mokytojai</p> <p>Atsikirsi tuo pačiu</p> <p>Parašysi savo patirtį į „Patyčių dežutę“</p> <p>Pastumsi jį ir stengsiesi užgauti</p>	 <p>Pastebi, kad vienas vaikas mokykloje neturi draugų ir atrodo vienišas. Kokių veiksmų imsi tu?</p> <p>Ignoruos, greičiausiai jam nereikia draugų</p> <p>Užkalbinsi ir pasiūlysi kartu pažaisti</p> <p>Kartu su klasės draugais pakviesit pasivaikščioti į lauką</p> <p>Pasiteirausi kodėl jis liūdnas, ar viskas gerai</p>	 <p>Vienas iš klasės draugų pastaruoju metu yra blogos nuotaikos, greitai supyksta, kartais pravardžiuojasi ir smurtauja prieš kitus. Ką tokiu atveju darytum tu?</p> <p>Nedraugaučiau su juo, man nepatinka tokie „pikčiūrnos“</p> <p>Pasakyčiau tėvams ir mokytojai</p> <p>Bandyčiau užkalbinti ir paklausti, galbūt jam tiesiog trūksta draugų</p> <p>Su klasės draugais susitarsite, kad niekas iš jūsų nebendrautų su juo</p>
---	---	--	---



Co-funded by the  
Erasmus+ Programme  
of the European Union

ProSocial Values  
2017-1-IT02-KA201-036860



# A little bit of practice... Panevezys robotics center RoboLabas

## Activity 3: Makey-Makey – helping hand for making friends

1. Students are introduced to the general knowledge of electricity and human body as a conductor for electricity.
2. Students learn to connect the electricity circuit using alligator clips and Makey-Makey micro-scheme, and the computer.
3. Students create their control pads using plasticine and the prepared worksheet.
4. Students play the online “Escape from the maze” game using their control pads. Some of them do not succeed so quickly as they have to hold the wire in one hand, and to control the buttons on their control pads with the other.
5. The teacher asks to find a helping hand for this activity. The students hold each other hand and do the same task – try to escape from the maze. This time it's easier, as one of them has to control the buttons, the other one is holding the wire and telling the directions to the friend.



Robotics vs  
Bullying



Co-funded by the  
Erasmus+ Programme  
of the European Union

ProSocial Values  
2017-1-IT02-KA201-036860






# A little bit of practice... Panevezys robotics center RoboLabas

## Activities 1,2, 3: The message behind the activities

All of the activities introduced in this presentation teach **US (the students and the adults)** the basic things, that **we need to think of and be aware of** in our everyday lives so **there is no space for bullying to occur**:

1. To recognize each others' **feelings** and accept them (whatever they are) and if possible, help others to tame those feelings;
2. **To put ourselves in the other person's shoes** especially when it comes to difficult situations and help them solve the problems by asking them to look at them from the other person's perspective;
3. To keep it in mind that all the situations are easier to solve when **you are not alone**, and all the joy is bigger when you can share it with your friend.



Co-funded by the  
Erasmus+ Programme  
of the European Union


ProSocial Values  
2017-1-IT02-KA201-036860





## Last but not least....

Special thanks to my colleague Klaudija Pelanyte and her students from Panevezys robotics center RoboLabas for sharing the moments from their non-formal education activities which make impact to us, our communities and the society we belong to.



# References

<https://www.stopbullying.gov/bullying/what-is-bullying#types>

[https://www.bepatyciu.lt/media/filer\\_public/0d/8e/0d8e8ad3-1320-4df0-b504-e16deabedf5d/filmo\\_stebuklas\\_aptarimo\\_gaires\\_2018.pdf](https://www.bepatyciu.lt/media/filer_public/0d/8e/0d8e8ad3-1320-4df0-b504-e16deabedf5d/filmo_stebuklas_aptarimo_gaires_2018.pdf)

<https://www.bepatyciu.lt/>

<https://www.euro.who.int/en/home>  
<http://www.hbsc.org/publications/international/>

<https://robo-labas.lt/about-us/>  
<https://www.youtube.com/watch?v=-hqG9kY3-eM>



Co-funded by the  
Erasmus+ Programme  
of the European Union

**ProSocial Values**  
2017-1-IT02-KA201-036860





Robotics vs  
Bullying

**Thank you!**  
**Questions?**



Co-funded by the  
Erasmus+ Programme  
of the European Union

**ProSocial Values**  
2017-1-IT02-KA201-036860

